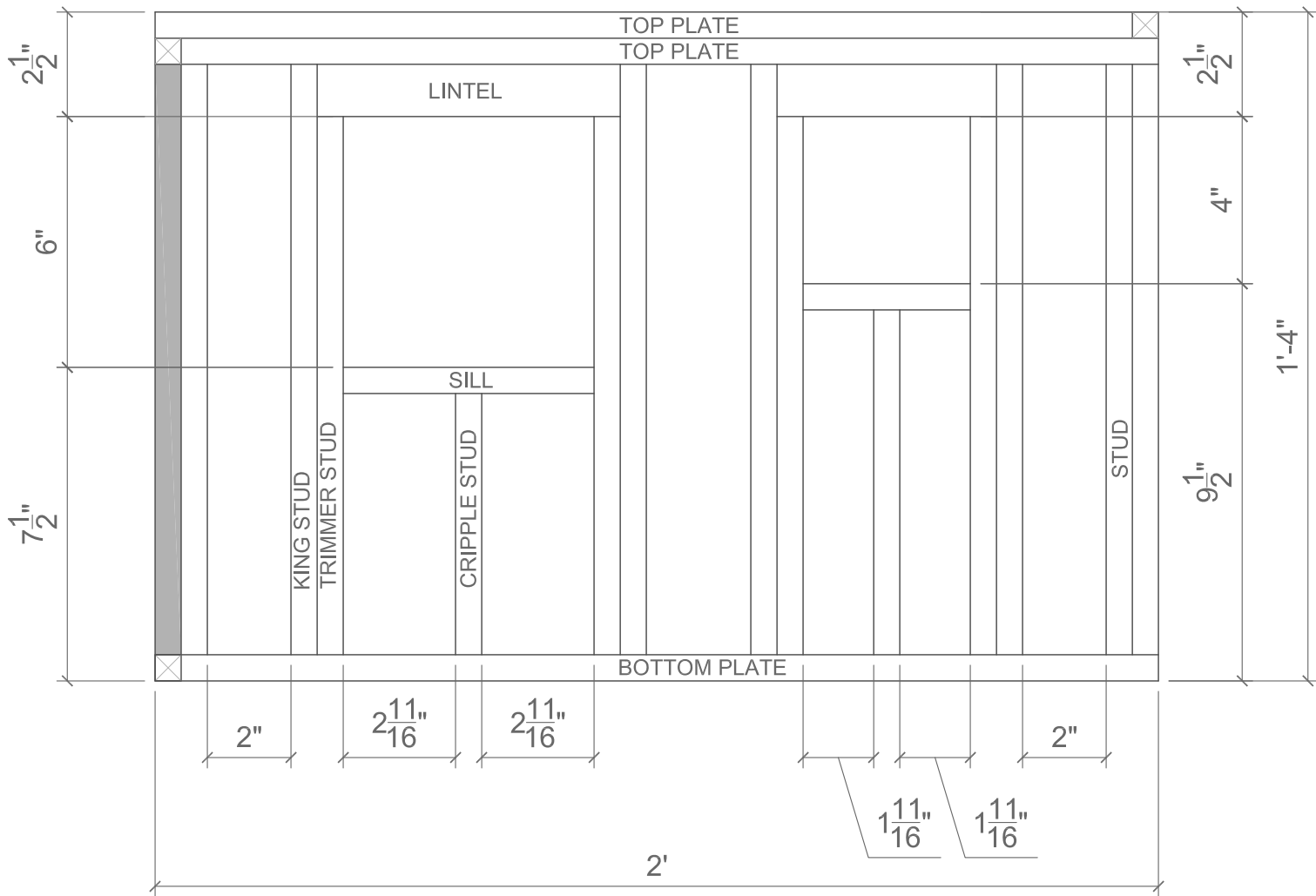


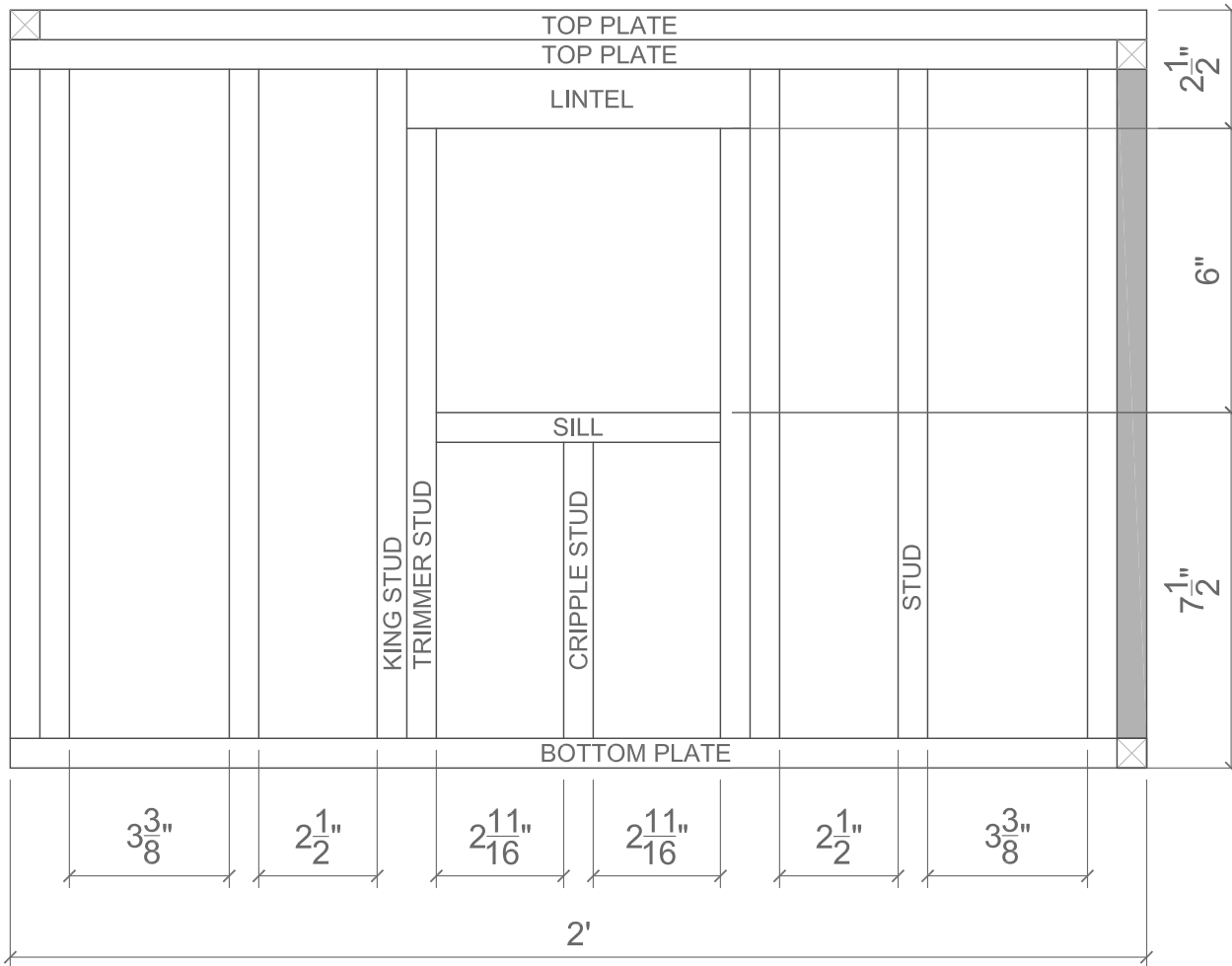
PLAN



North Elevation Materials List

- 7 - 5/8" x 5/8" x 14 1/8"
- 4 - 5/8" x 5/8" x 12 7/8"
- 1 - 5/8" x 5/8" x 8 1/4"
- 1 - 5/8" x 1 1/4" x 5 1/4"
- 1 - 5/8" x 1 1/4" x 7 1/4"
- 1 - 5/8" x 5/8" x 6 1/4"
- 1 - 5/8" x 5/8" x 6"
- 1 - 5/8" x 5/8" x 4"
- 3 - 5/8" x 5/8" x 23 3/8"

NORTH ELEVATION (A) GREEN

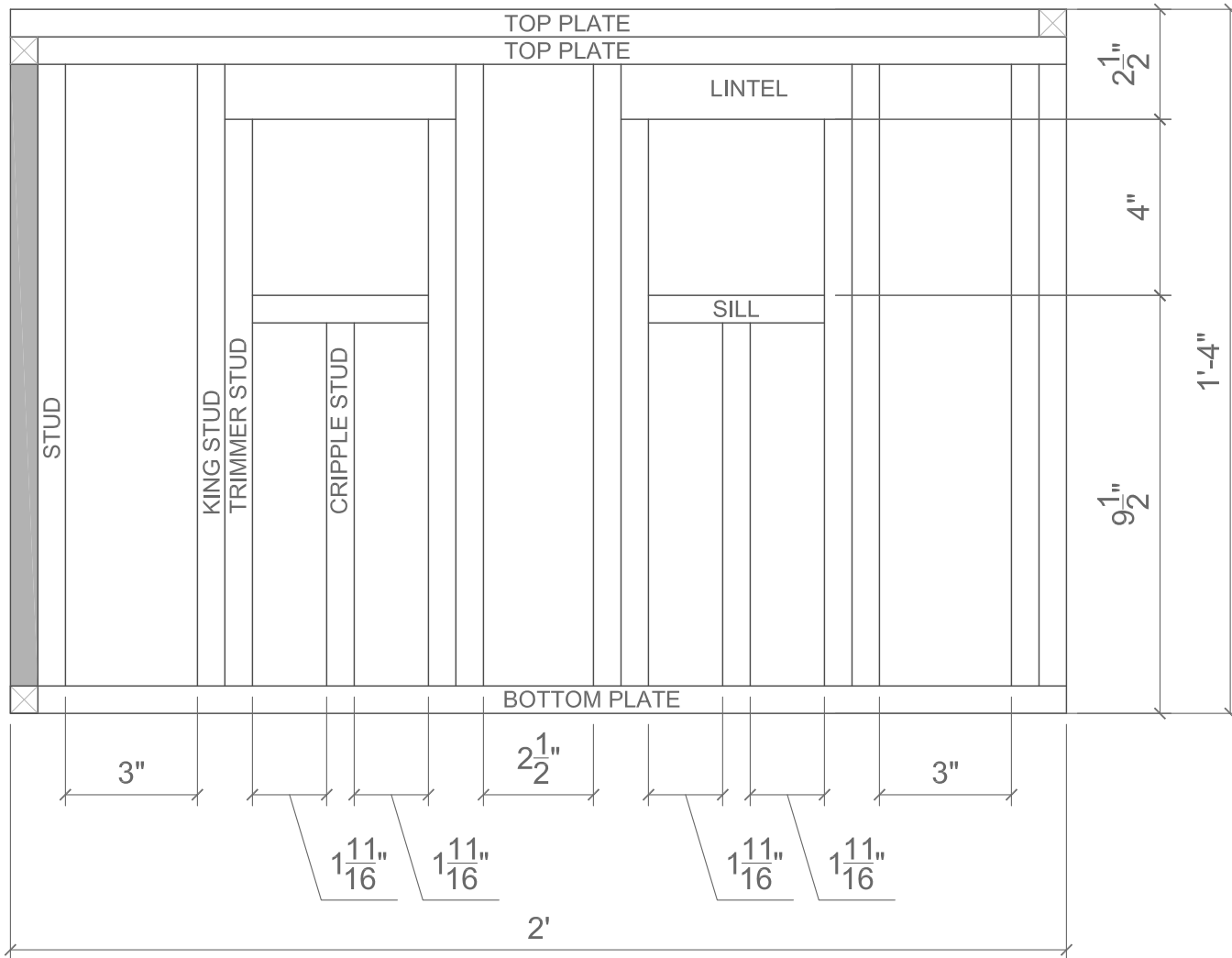


East Elevation Materials List

- 7 - 5/8" x 5/8" x 14 1/8"
- 2 - 5/8" x 5/8" x 12 7/8"
- 1 - 5/8" x 1 1/4" x 7 1/4"
- 1 - 5/8" x 5/8" x 6"
- 1 - 5/8" x 5/8" x 6 1/4"
- 3 - 5/8" x 5/8" x 23 3/8"

EAST ELEVATION (B) RED





West Elevation Materials List

- 7 - 1 1/2" x 5" x 14 1/8"
- 4 - 1 1/2" x 5" x 12 7/8"
- 2 - 1 1/2" x 5" x 8 1/4"
- 2 - 1 1/4" x 5 1/4" x 5 1/4"
- 2 - 1 1/2" x 5" x 4"
- 3 - 1 1/2" x 5" x 23 3/8"

WEST ELEVATION (D) BLACK